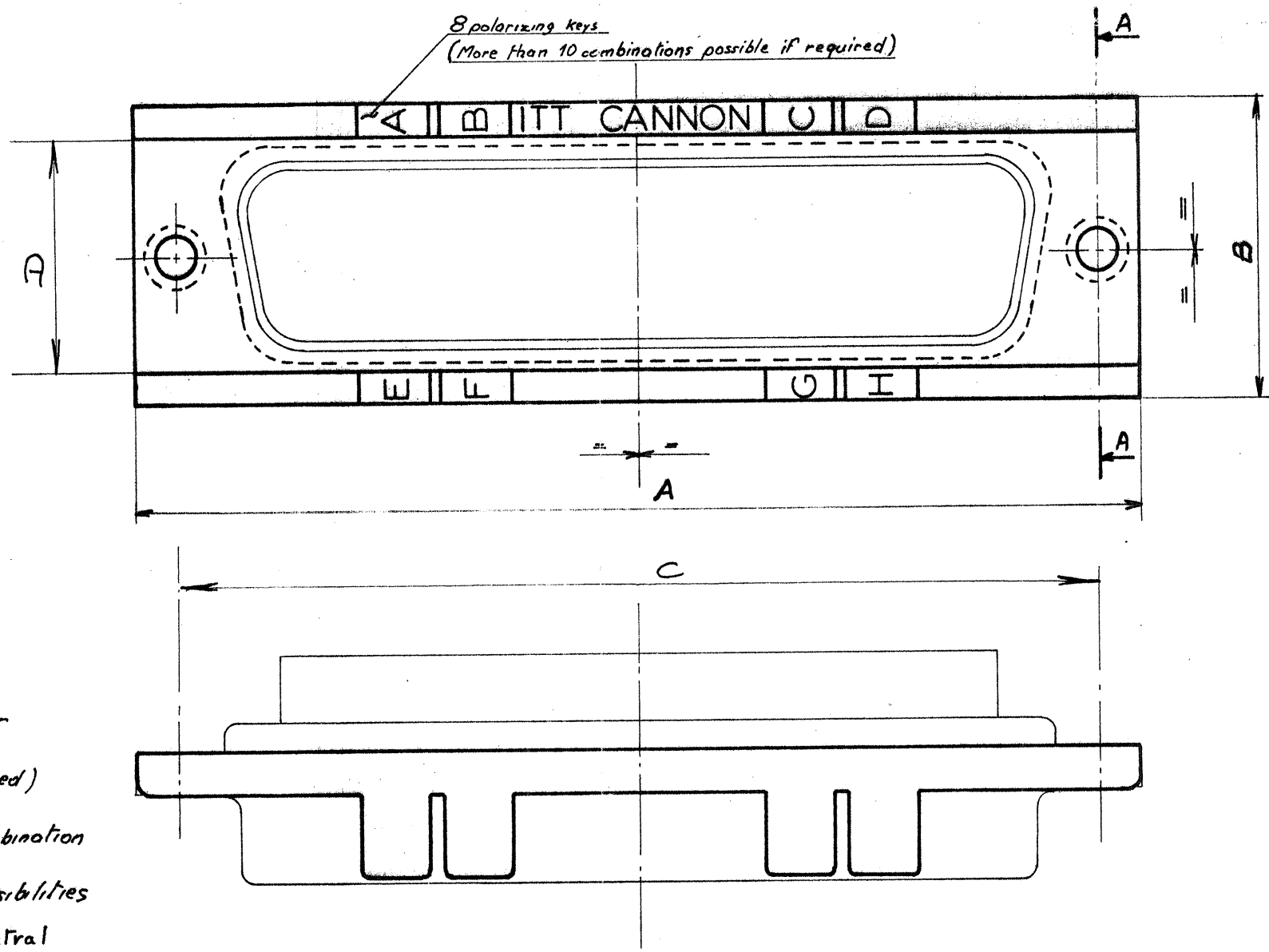
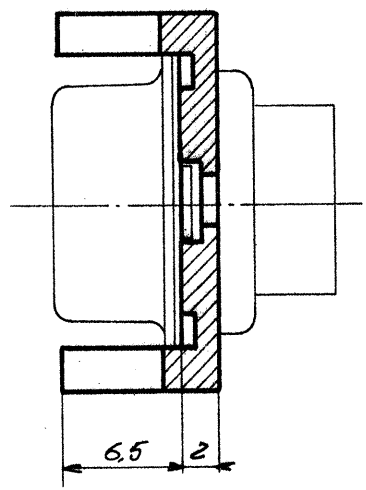
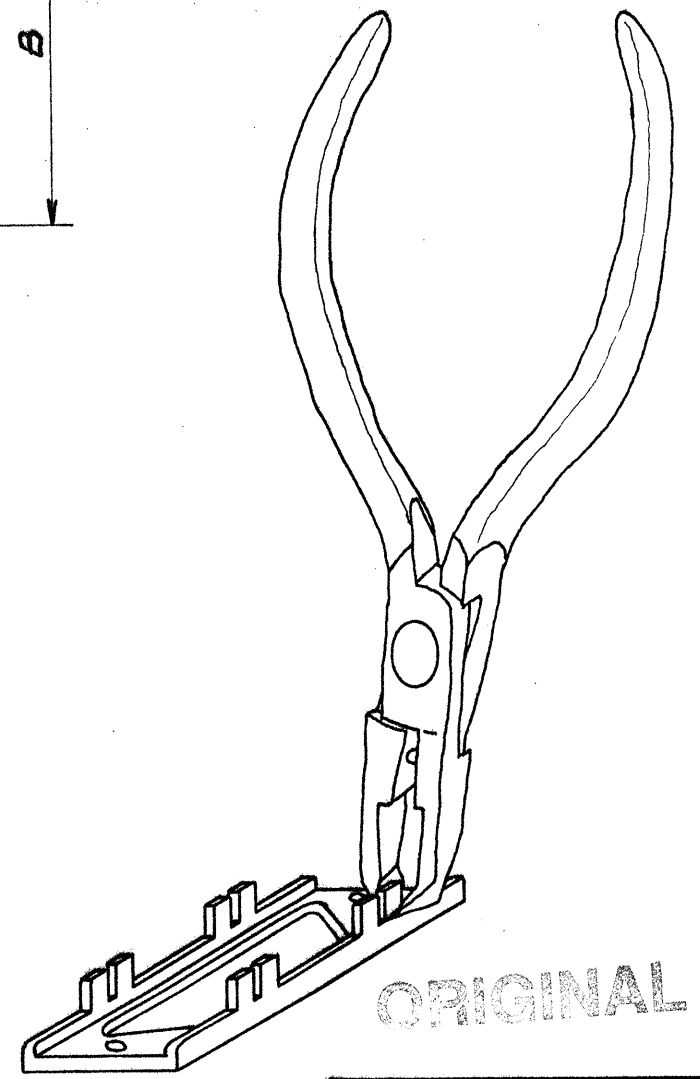


Section AA



SYSTEM CONFIDENTIAL

22 DEC. 1998



Notes:

- 1) This polarizing plate system requires two polarizing plates per mated connector pair.
- 2) Polarizing keys will be cut off (removed) by customer with cutting nippers or a small saw as required for the combination chosen
- 3) Consult factory for mounting possibilities
- 4) This plate can receive both central or tabs swaged shells

See note 2

POSITION 10									10 POSITION
" 9	⊗	⊗	⊗	⊗	⊗	⊗	⊗	⊗	9 "
" 8	⊗	⊗	⊗	⊗	⊗	⊗	⊗	⊗	8 "
" 7	⊗	⊗	⊗	⊗	⊗	⊗	⊗	⊗	7 "
" 6	⊗	⊗	⊗	⊗	⊗	⊗	⊗	⊗	6 "
" 5	⊗	⊗	⊗	⊗	⊗	⊗	⊗	⊗	5 "
" 4	⊗	⊗	⊗	⊗	⊗	⊗	⊗	⊗	4 "
" 3	⊗	⊗	⊗	⊗	⊗	⊗	⊗	⊗	3 "
" 2	⊗	⊗	⊗	⊗	⊗	⊗	⊗	⊗	2 "
POSITION 1	⊗	⊗	⊗	⊗	⊗	⊗	⊗	⊗	1 POSITION
	A	B	C	D	E	F	G	H	
POLARIZING KEYS									
CUT KEY ON PIN CONN.									CUT KEY ON SAT CONN.

Matière: POLYAMIDE 6/6 UL34 UO RATED BLACK.		Sauf indiqué	
TRAITEMENT:		1. Bavures et arêtes vives supprimées.	
PROTECTION:		2. État de surface: ✓	
		3. Tolérances: linéaires: ± 0,15 angulaires: ±	
Ce plan est la propriété de CANNON ELECTRIC FRANCE et ne peut être reproduit ou communiqué sans son autorisation			
Dessiné par: G. BOU Le: 20.5.76		CANNON ELECTRIC Dpt CONNECTEURS de la Société SPI-ITT BP 20-31 COLOMIERS Tel. 86-70-89 Télex 51973	
Vérifié par: <i>Dernieel</i> Le: 20.5.76		DESIGNATION: D* SUB CONNECTORS POLARIZING PLATE	
Approuvé par le P.M. Le: <i>20.5.76</i>			
Echelle: ≈ 2,5		N° 030086 Y 00000	
		E	

DD	DD115398-4	66,8	19	61,1	15,4
DC	DC115398-3	69,2	16	63,5	12,55
DB	DB115398-2	52,9	16	47	12,55
DA	DA115398-1	39	16	33,3	12,55
DE	DE115398	30,7	16	25	12,55
SHELL SIZE	DESIGNATION	A	B	C	D

Mouser Electronics

Authorized Distributor

Click to View Pricing, Inventory, Delivery & Lifecycle Information:

[ITT Cannon:](#)

[DB115398-2](#)